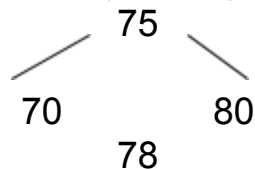


Rounding Samples

Round 78 to the nearest ten:

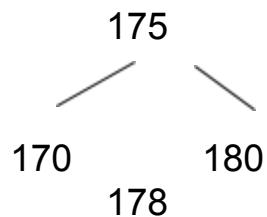
- Rounding to the nearest ten means looking at the numbers that you say when you count by tens and then deciding which of those numbers is closest to 78
- So, we determine that 78 comes between 70 and 80.
- We record that by writing:



- It helps to record that 75 is halfway between 70 and 80.
- Students can then determine that 78 is closer to 80. So, 78 rounds to 80.

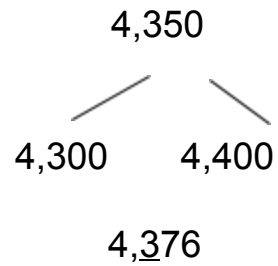
Rounding 178 to the nearest ten:

- This works in a similar way to the example shown above.



Rounding 4,376 to the nearest hundred:

- It often helps to underline the place you are rounding to.
4,376
- Determine the numbers this number lies between when counting by 100s and the halfway point.



- It's closer to 4,400!